

PARAGRAPH OF THE WEEK

3 WRITING PROMPT ACTIVITIES

NARRATIVE

If I Could Be Anyone...

There are times when we all wish we could be someone else for the day. Who would you choose to be? What would you do? Imagine you were that person for a whole day. Write a paragraph telling about one thing you did that day.

Brainstorm

Don't Forget to Include:

- ✓ 5 to 8 sentences
- ✓ A hook to grab your reader's attention
- ✓ Details and Description
- ✓ Conclusion Sentence

© One Stop Teacher Shop

INFORMATIONAL

On Expedition!

Go out to set out on an strange land. What things with you and why? What survive? Write a paragraph will prepare for your fiction.

Brainstorm

© One Stop Teacher Shop

OPINION

Screen Time!

Do you feel kids have too much screen time could be playing on a tablet, computer, or even watching you think kids spend too much of a screen. Write a paragraph ending your opinion.

Brainstorm

© One Stop Teacher Shop

OPINION

Must See!

Think about the best movie you have ever seen! What did you like about it? You are going to write a review for this movie. Write one paragraph telling your friends why they MUST see this movie!

Brainstorm

Don't Forget to Include:

- ✓ 5 to 8 sentences
- ✓ A topic sentence to start your paragraph
- ✓ Supporting details
- ✓ A conclusion sentence to the end

© One Stop Teacher Shop

Name: _____ Date: _____

Opinion Paragraph Rubric	Does Not Meet Expectations	Meets Expectations	Exceeds Expectations
Ideas	Some ideas are related to the topic. Few supporting details are given.	ALL ideas are related to the topic. Good supporting details are included.	All ideas are related to the topic. Strong and specific supporting details are included.
Organization	Is missing a topic sentence or conclusion sentence. Some ideas are not in logical order.	Has a topic sentence and conclusion sentence. Ideas are in a logical order.	The topic sentence and conclusion sentence are strong. Ideas are in order.
Style	Voice and tone are not evident. Uses only simple words. Simple sentences are used.	Voice and tone is used. Some strong word choice. Some variety in sentences.	Correct usage of spelling
Conventions	Many errors in spelling, punctuation, or subject-verb agreement. Errors interfere with meaning.	Few errors in spelling, punctuation, or subject-verb agreement.	

ONE STOP TEACHER shop

How to use this resource

The purpose of this resource is to provide your students with practice opportunities in writing well organized paragraphs.

Each “Paragraph of the Week” writing prompt page includes a writing prompt (designed to only be one paragraph long, but could easily be extended if desired), a reminder section, and a brainstorming section. On the back of each writing prompt page, you will find a space for students to write a final draft of their paragraph. Students can write their first draft in a notebook.

NOTE: In the PAID version, optional drafting pages, optional revising and editing pages, a rubric, and a printer-friendly version are also included. The PAID version also comes with a FULLY EDITABLE file so you can adjust the wording or make your own.

To use as Weekly Writing Homework or Morning Work:

- Have students glue the directions sheet in their homework/morning work folder or notebook.
- Give your students a “Paragraph of the Week” writing prompt page each Monday.
- Students work on the paragraph throughout the week and turn in a final draft on Friday.
 - Example Timeline:
 - Monday – Brainstorm ideas
 - Tuesday – Write first draft
 - Wednesday – Revise and Edit (optional 2nd draft)
 - Thursday – Write final draft

To use during Literacy Centers:

- Post directions in the center location.
- Once or twice per week have students visit the “Paragraph of the Week” center. During this time, students will work on their paragraph.
- Collect paragraphs on Friday (or the day of your choice).
- You could use the same timeline as the homework option.

**** Can also be used as Early Finisher Tasks, Progress Monitoring, Writing Interactive Notebooks, or Writing Intervention Activities.**

Paragraph of the Week

Directions

At the beginning of each week, you will receive a writing topic. Throughout the week you are going to use this topic to write a well organized paragraph.

Each night you must complete the following:

Monday: Read the topic and brainstorm ideas.

Tuesday: Write a first draft.

Wednesday: Revise and edit your draft.

Thursday: Write a final draft on the back of your topic page.

*Your final draft is due at the end of the week.

Paragraph of the Week

Directions

At the beginning of each week, you will receive a writing topic. Throughout the week you are going to use this topic to write a well organized paragraph.

Each night you must complete the following:

Monday: Read the topic and brainstorm ideas.

Tuesday: Write a first draft.

Wednesday: Revise and edit your draft.

Thursday: Write a final draft on the back of your topic page.

*Your final draft is due at the end of the week.

If I Could Be Anyone...

There are times when we all wish we could be someone else for the day. Who would you choose to be? What would you do? Imagine you were that person for a whole day. Write a paragraph telling about one thing you did that day.

Brainstorm

Don't Forget to Include:

- ✓ 5 to 8 sentences
- ✓ A hook to grab your reader's attention
- ✓ Details and Description
- ✓ Conclusion Sentence

If I Could Be Anyone...

There are times when we all wish we could be someone else for the day. Who would you choose to be? What would you do? Imagine you were that person for a whole day. Write a paragraph telling about one thing you did that day.

Brainstorm

Don't Forget to Include:

- ✓ 5 to 8 sentences
- ✓ A hook to grab your reader's attention
- ✓ Details and Description
- ✓ Conclusion Sentence

If I Could Be Anyone...

NARRATIVE

Written By: _____

If I Could Be Anyone...

NARRATIVE

Written By: _____



Going on an Expedition!

Imagine you are about to set out on an expedition or a trip to a strange land. What things will you choose to take with you and why? What things will you need to survive? Write a paragraph explaining how you will prepare for your expedition.

Brainstorm

Don't Forget to Include:

- ✓ 5 to 8 sentences
- ✓ A topic sentence to start your paragraph
- ✓ Supporting details
- ✓ A conclusion sentence at the end



Going on an Expedition!

Imagine you are about to set out on an expedition or a trip to a strange land. What things will you choose to take with you and why? What things will you need to survive? Write a paragraph explaining how you will prepare for your expedition.


Brainstorm

Don't Forget to Include:

- ✓ 5 to 8 sentences
- ✓ A topic sentence to start your paragraph
- ✓ Supporting details
- ✓ A conclusion sentence at the end

Must See!

Think about the best movie you have ever seen! What did you like about it? You are going to write a review for this movie. Write one paragraph telling your friends why they **MUST** see this movie!




Brainstorm

Don't Forget to Include:

- ✓ 5 to 8 sentences
- ✓ A topic sentence to start your paragraph
- ✓ Supporting details
- ✓ A conclusion sentence at the end

Must See!

Think about the best movie you have ever seen! What did you like about it? You are going to write a review for this movie. Write one paragraph telling your friends why they **MUST** see this movie!



Brainstorm

Don't Forget to Include:

- ✓ 5 to 8 sentences
- ✓ A topic sentence to start your paragraph
- ✓ Supporting details
- ✓ A conclusion sentence at the end

Get MORE Paragraph of the Week Activities!

The PAID Version comes with...

- ✓ 60 Writing Prompt Activity Cards
- ✓ A Printer-Friendly version of ALL sheets
- ✓ Optional First and Second Drafting Pages with a Revising and Editing Checklist
- ✓ A Rubric for Paragraph Writing
- ✓ A Template to Make Your Own!

PLUS, It's fully EDITABLE so you can change things to fit your classroom's needs.

Learn more here... (click the pic)

PARAGRAPH OF THE WEEK 100% EDITABLE
60 WRITING PROMPT ACTIVITIES

INFORMATIONAL
Life Without Cell Phones
It seems like everyone has a cell phone. Think about what life might be like if there were no cell phones. Write a paragraph explaining how life would be different without cell phones.

Brainstorm

Directions
At the beginning of each week, you will receive a writing topic. Throughout the week you are going to use this topic to write a well organized paragraph.

Each night you must complete the following:
• Read the topic and brainstorm ideas.
• Write a first draft.
• Revise and edit your draft.
• Write a final draft on the back of your topic card.

NARRATIVE
Wait, I Can Explain...
Imagine your parent leaves you home for the day and asks you to clean your room while they are gone. When they return home, they notice you did not clean. Write a story about how you will only get an excuse, write a story about how you are unable to clean your room.

OPINION
Screen Time!
Many adults feel kids have too much screen time. They are playing on a tablet, watching TV, or even watching YouTube. Write a paragraph expressing your opinion.

Don't Forget to Include:
✓ 5 to 8 sentences
✓ A topic sentence to start your paragraph
✓ Supporting details
✓ A conclusion sentence at the end

DIGITAL VERSION INCLUDED

ONE STOP TEACHER shop

Need a FUN lesson to teach Paragraph Writing?

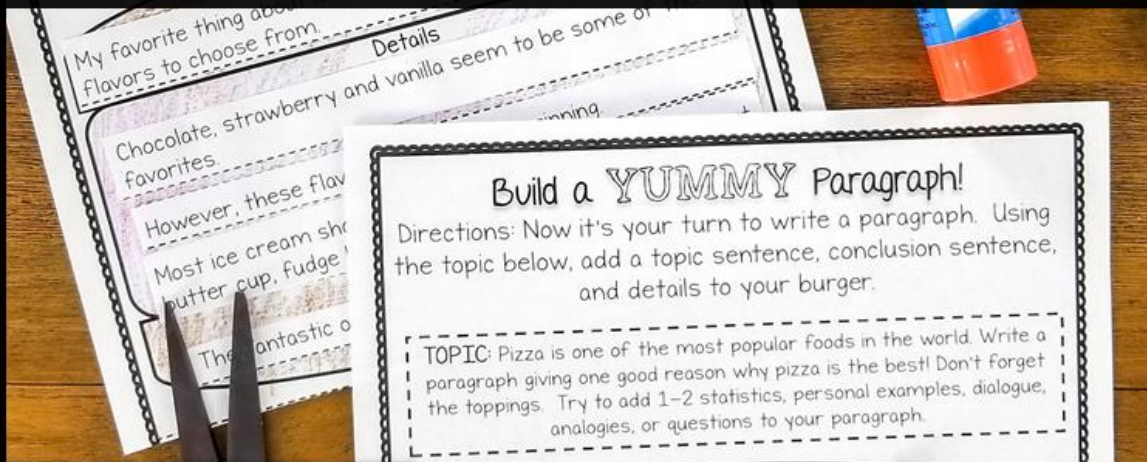
Writing a YUMMY Paragraph!

This lesson and activities are the perfect way to teach students how to write a perfect paragraph!

Learn more here... (click the pic)

HOW TO WRITE A YUMMY PARAGRAPH

A FUN WAY TO TEACH...
PARAGRAPH STRUCTURE & REVISING STRATEGIES



**POWERPOINT
LESSON**

**NOTES &
ACTIVITIES**

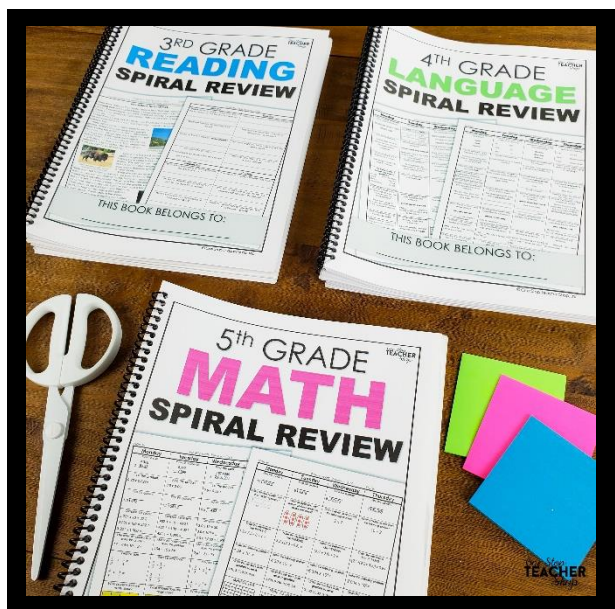
Topic Sentence
Pizza is the best because the toppings are endless.

In the US, there are over 150 pizza toppings to choose from. Last week, I ate a pizza that was covered in lettuce.

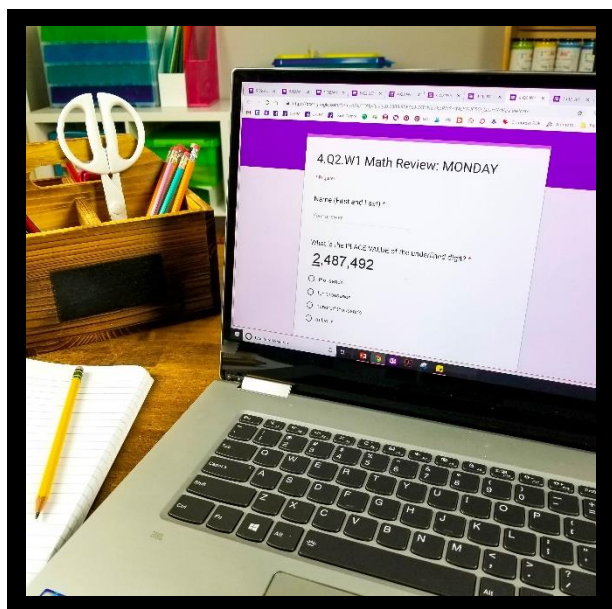
Details
Most people love toppings like pepperoni, cheese, sausage, and peppers. However, there is so much more in the world of pizza. There are over 20 different kinds of cheese used

MORE RESOURCES BY **TEACHER** shop

CLICK each picture to learn more!



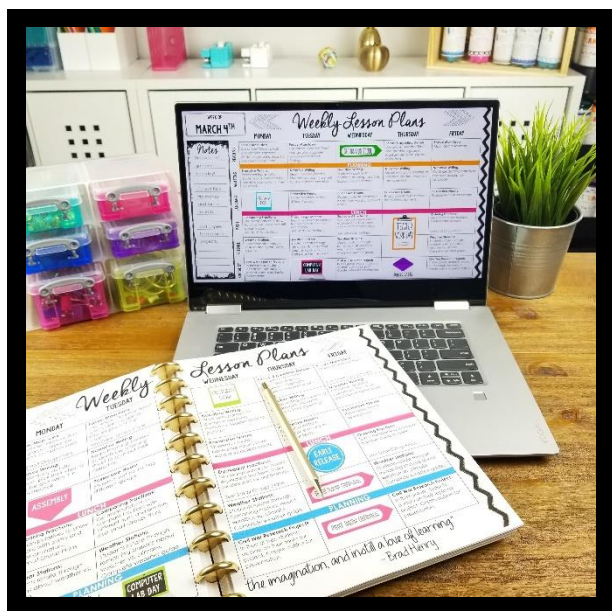
DAILY SPIRAL REVIEW & QUIZZES
Reading, Math, & Grammar
GRADES K-12



DIGITAL SPIRAL REVIEW & QUIZZES
Reading, Math, & Grammar
GRADES 1-12



I CAN GAMES
Math & Grammar
GRADES K-12



ONE STOP TEACHER PLANNER
FREE UPDATES FOR LIFE!
[CLICK HERE](#) for student planners

WANT TO SEE MORE?

CLICK HERE



THANK YOU
for purchasing this resource!



I take great pride in the resources I create for teachers. If you have any questions or feedback, I would love to hear from you at kristin@onestopteachershop.com

WANT ACCESS TO MY
**VAULT OF
FREEBIES?**

SIGN ME UP!

LET'S CONNECT!

JOIN MY FACEBOOK GROUP!

READY TO JOIN!

**READ MY BLOG FOR
TIPS. IDEAS. & FREEBIES**

TAKE ME THERE!

Want to Share?

To share this resource with your colleagues, you can purchase additional licenses at a discounted rate! Go to "My Purchases", find your original purchase and add on as many licenses as needed.

TERMS OF USE

This item is a paid digital download from One Stop Teacher Shop, Inc. As such, it is for use by **the original purchaser** only. This item is also bound by copyright laws.

Redistributing, selling, or posting this item (or any part thereof) on the Internet (including classroom webpages) are all strictly prohibited without first gaining permission from the author. Violations are subject to the penalties of the Digital Millennium Copyright Act. Please contact me if you wish to be granted special permissions or have questions! Email: Kristin@onestopteachershop.com

CLIPART/GRAPHIC CREDITS